Flat Panel Quick Start Guide

For detailed instructions, please scan the QR code or visit the URL:
https://www.optoma.com/support/download

*The product images shown are for illustrative purposes only and may not be an exact representation of the product. Optoma reserves the right to change product images and specifications at any time without notice.

Thank you for purchasing this Optoma product

This Quick Start Guide will help you safely set up and operate the Flat Panel.
If you have any questions, please refer to the User Manual.

Powering on / off the device

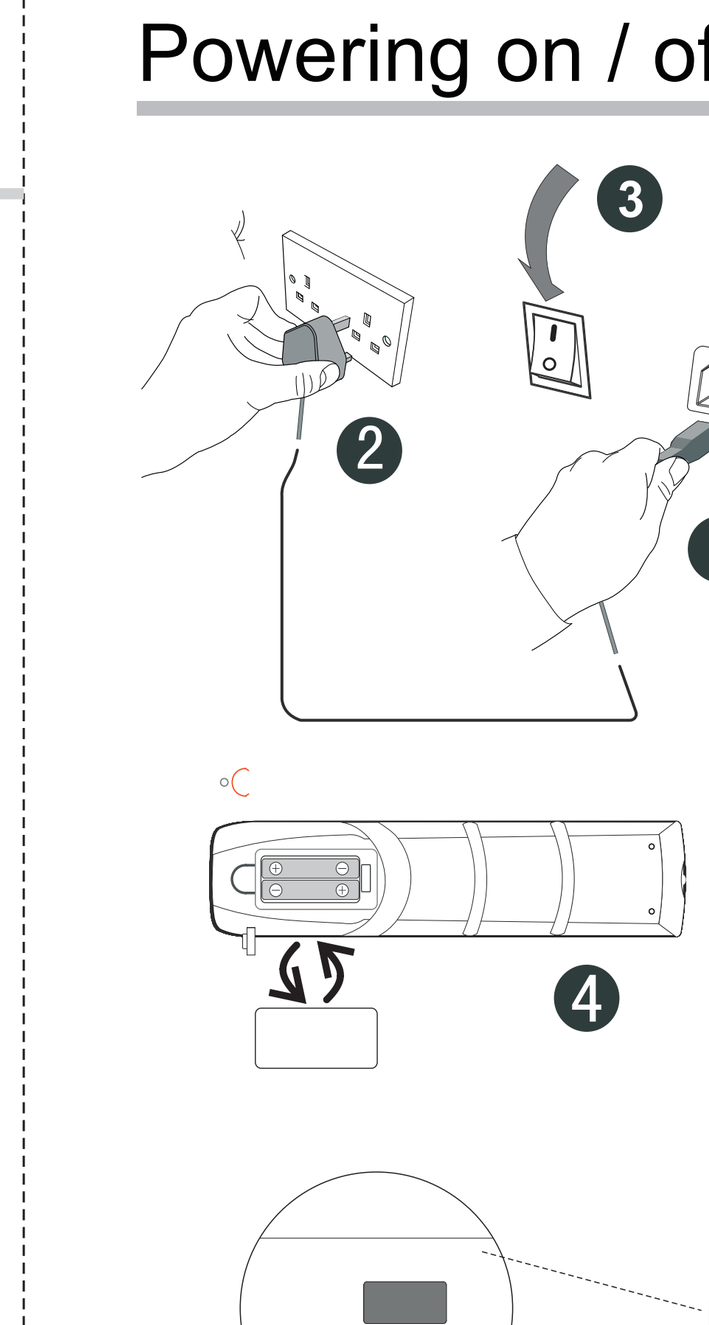

1. Plug the power cable into the power socket of the device
2. Plug the power cable into the wall outlet.
3. Turn the power switch to the ON (I) position.
4. Remove the cover on the rear of the remote control and insert two AAA batteries.
5. Press the POWER button on the remote control. The indicator on the front of the panel will then turn white and the device will power on.

Press the power button on the remote control or press the power button on the front of the display for three seconds and wait for the display to shut down. Only after the indicator light turns red should you turn off the power switch.

Front panel functionality

⏻	1. Short press this button to put the device into standby mode 2. Press this button for three seconds to turn on/off the panel
USB	USB interface of Android & PC systems

Quick setup for touch control

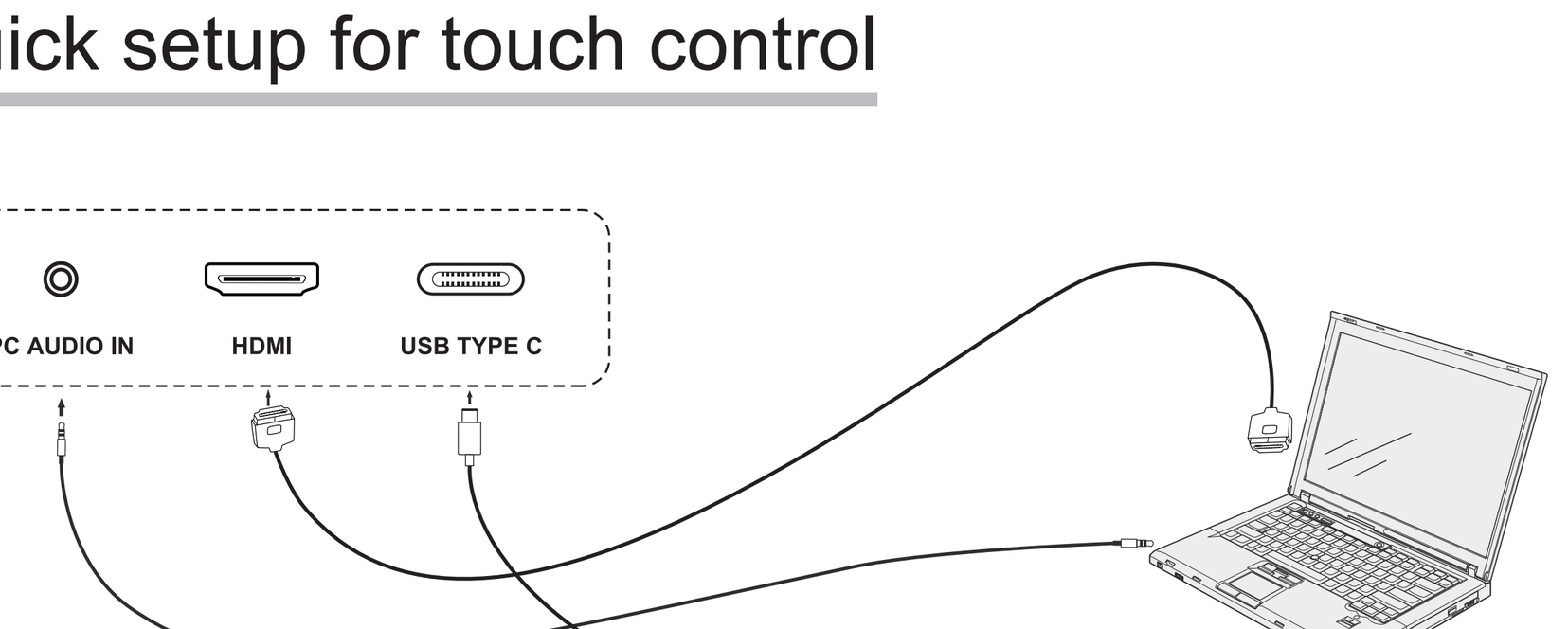

Connect a VGA*, HDMI, or USB-C cable between your external computer and the flat panel to enable the image feed. Connect a USB cable between your device and the associated Touch port on your panel to enable touch control.

If using a VGA cable, please connect an audio cable (3.5mm) between your device and the audio-in on your panel to enable sound.

Please review the USB Touch ports section in the user manual for details on correct touch port associations.

Input devices shown below are examples only

AUDIO OUT

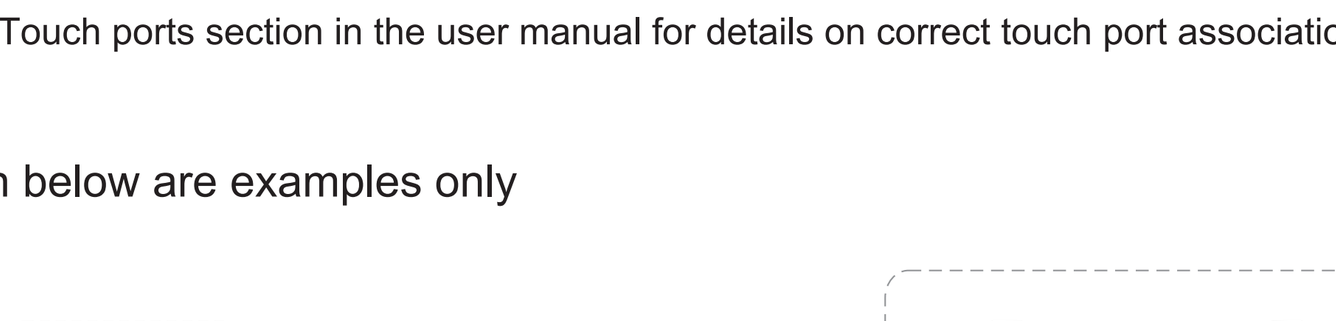

HDMI signal input

HDMI signal output

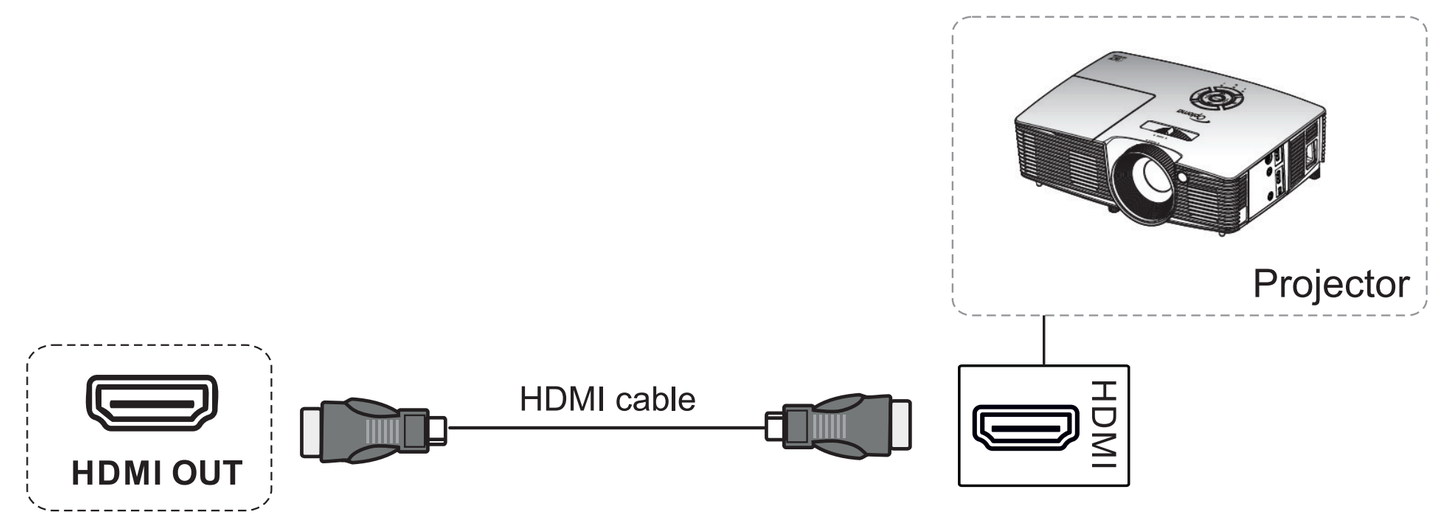

RS232 Connection

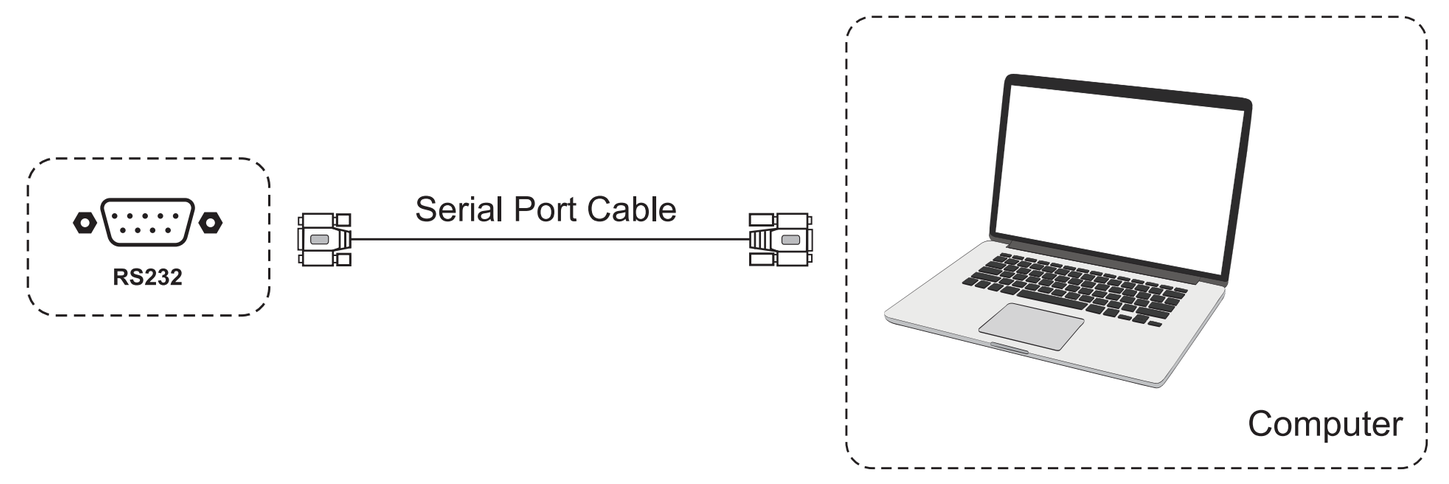

USB-C

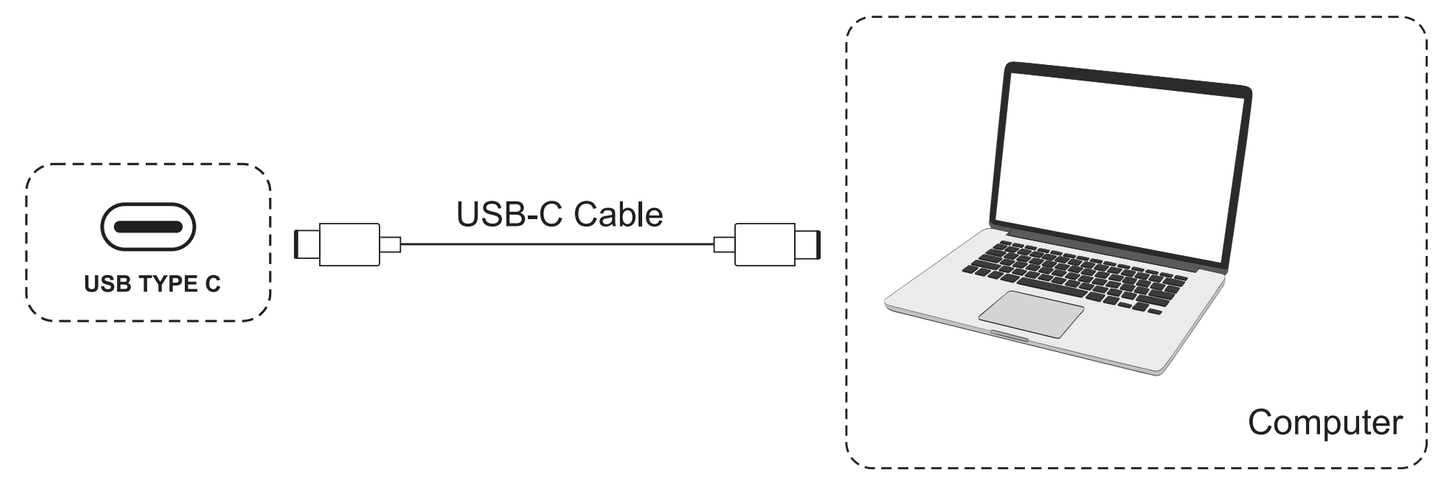

USB

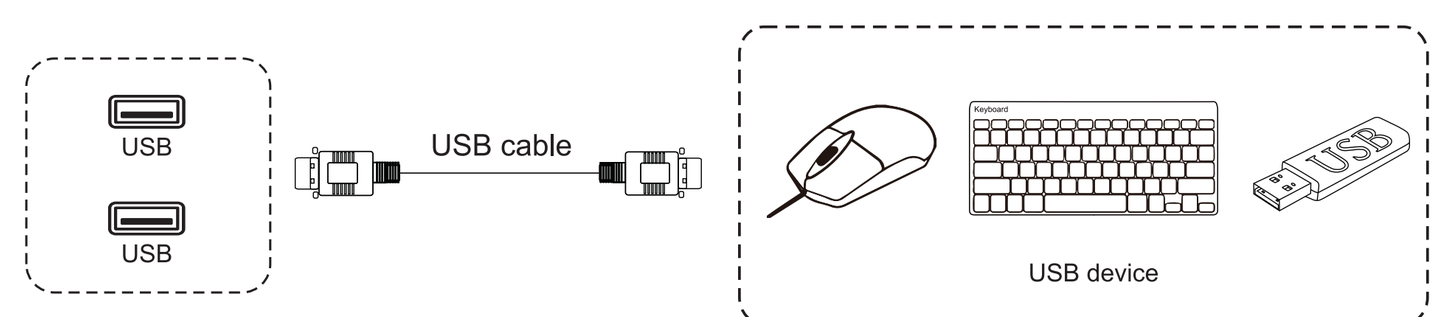

Network signal input

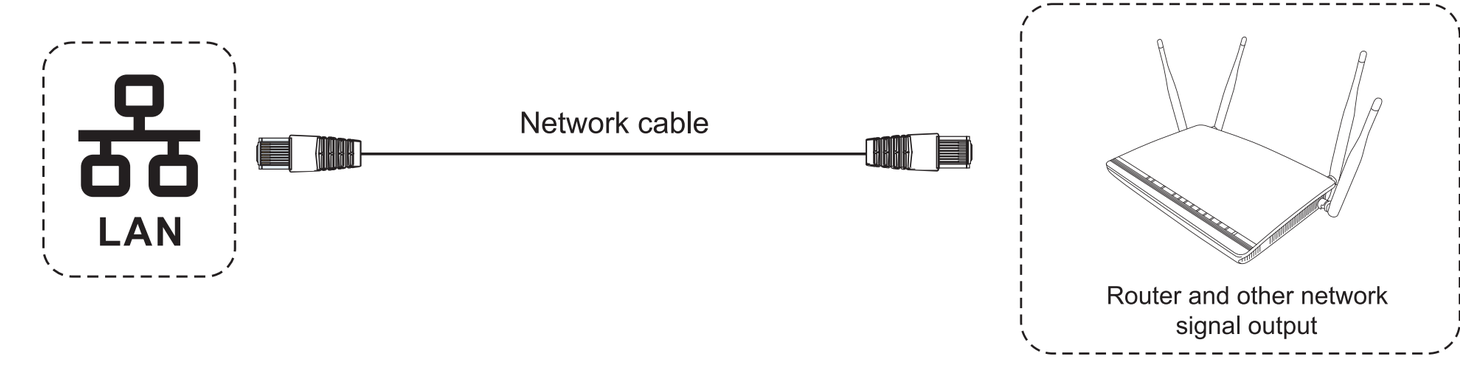

Wi-Fi dongle installation

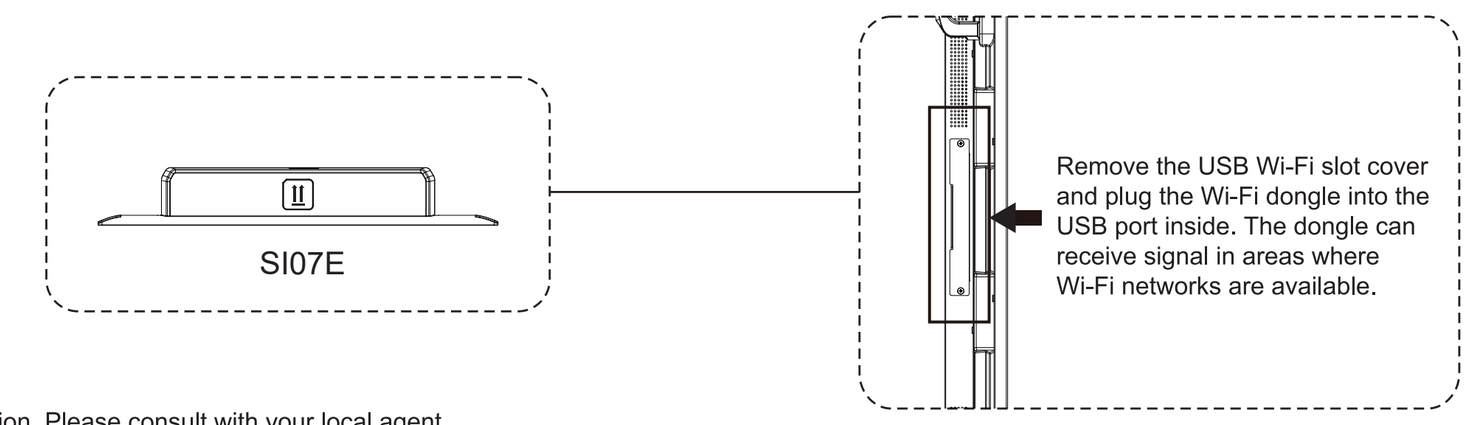

* WiFi dongle may vary by region. Please consult with your local agent.

OPS installation

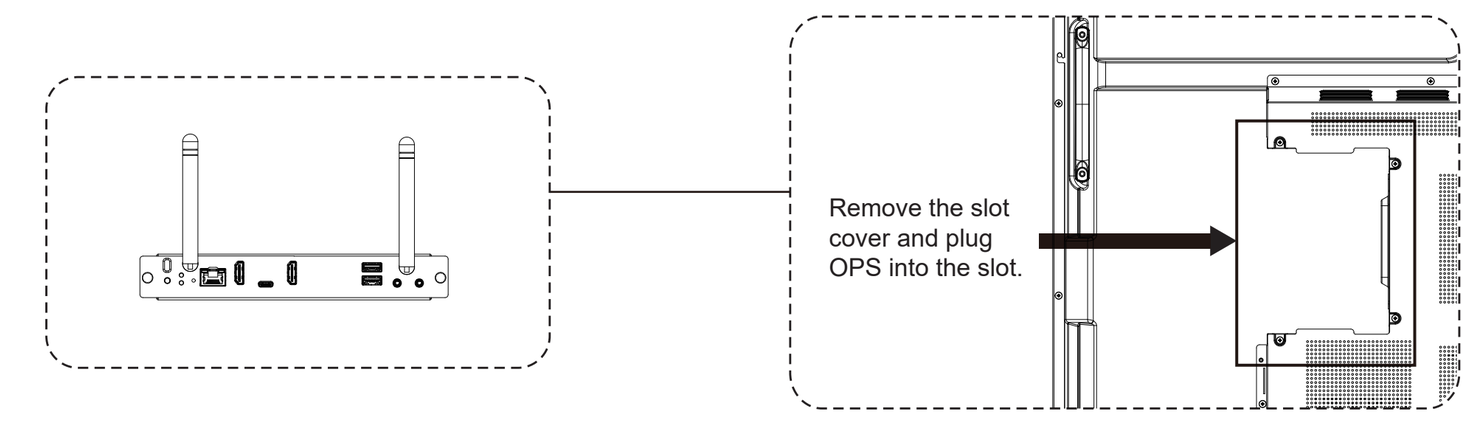

Notice: Only 65 inches and above can use OPS.

Attention!

For system security, Optoma flat panel displays run on a customised Android operating system. Additionally, Optoma interactive flat panel displays do not support Google Play Services.

Optoma has streamlined the Android operating system so only modules related to display features remain. The customised Android operating system may not be compatible with all third-party Android apps. Third-party Android apps can vary in quality and some even contain malicious codes, which could compromise system security and functionality and may invalidate your product warranty.

Optoma makes no representations regarding the quality, security or suitability of any third-party apps and their compatibility with the Optoma interactive flat panel. Optoma shall have no responsibility or liability with respect to any damage, faults, loss in functionality or security issues arising as a direct or indirect result of the installation of third-party apps on the interactive flat panel. Optoma support in rectifying any issue which may result from the installation of third-party apps will be chargeable and may be limited.

English

Safety Instructions

1. Do not block any ventilation openings. To ensure reliable operation of the unit and to protect from overheating, it is recommended to install the unit in a location that does not block ventilation. As example, do not place the unit on crowded coffee table, sofa, bed, etc. Do not put the unit in an enclosure such as a book case or a cabinet that restricts air flow.
2. Do not use the unit near water or moisture. To reduce the risk of fire and/or electric shock, do not expose the unit to rain or moisture.
3. Do not install near heat sources such as radiators, heaters, stoves or any other apparatus such as amplifiers that emit heat.
4. Clean only with dry cloth.
5. Only use attachments/accessories specified by manufacturer.
6. Do not use the unit if it has been physically damaged or abused. Physical damage/abuse would be (but not limited to):
   - Unit has been dropped.
   - Power supply cord or plug has been damaged.
   - Unit has been exposed to rain or moisture.
   - Something has fallen in the unit or something is loose inside.

   Do not attempt to service the unit yourself. Opening or removing covers may expose you to dangerous voltages or other hazards. Please call Optoma before you send the unit for repair.
7. Do not let objects or liquids enter the unit. They may touch dangerous voltage points and short out parts that could result in fire or electric shock.
8. See unit enclosure for safety related markings.
9. The unit should only be repaired by appropriate service personnel.

Disposal instructions

Do not throw this electronic device into the trash when discarding. To minimize pollution and ensure utmost protection of the global environment, please recycle it.

Čeština

Bezpečnostní pokyny

Pokyny pro likvidaci

Dansk

Sikkerhedsinstruktioner

Afskaffelse

Nederlands

Veiligheidsinstructies

Instructies met betrekking tot afvalverwijdering

Suomi

Turvallisuusohjeet

Hävitysohjeet

Français

Consignes de sécurité

Instructions pour la mise au rebut

Deutsch

Sicherheitsanweisungen

Hinweise zur Entsorgung

Ελληνικά

Οδηγίες για την ασφάλεια

Οδηγίες περί απόρριψης

Magyar

Biztonsági utasítások

Utasítások az eszköz megfelelő selejtezését illetően

Bahasa Indonesia

Petunjuk Keselamatan

Petunjuk pembuangan

Italiano

Istruzioni per la sicurezza

Istruzioni sullo smaltimento

Norsk

Sikkerhetsinstruksjoner

Instruksjoner for kassering

Polski

Instrukcje bezpieczeństwa

Instrukcje dotyczące utylizacji

Português

Instruções de segurança

Instruções de eliminação

Română

Instrucțiuni de siguranță

Instrucțiuni pentru eliminare

Русский

Инструкции по технике безопасности

Инструкции по утилизации

Svenska

Säkerhetsinstruktioner

Instruktioner för kassering

Español

Instrucciones de seguridad

Instrucciones de desecho

Türkçe

Güvenlik Talimatları

Elden çıkarma talimatları

Tiếng Việt

Hướng dẫn an toàn

Hướng dẫn thải bỏ

繁體中文

安全說明

棄置說明

简体中文

重要安全事项

废弃说明

日本語

安全上の注意

廃棄手順

한국어

안전 지침

폐기 지침

اللغة العربية

تعليمات السلامة

تعليمات التخلص

فارسی

دستورالعمل ایمنی

دستورالعمل دور ریختن

ไทย

คำแนะนำด้านความปลอดภัย

ข้อแนะนำเกี่ยวกับการทิ้ง

English

For warranty information in the Europe/ Middle East/Africa region, please visit our website: https://www.optoma.com

For warranty information in the USA region, please visit our website: https://www.optoma.com/us/support/warranty-and-return-policy/

Address:
Optoma Technology, Inc
47697 Westinghouse Drive
Fremont, CA 94539
USA

Telephone:
510-897-8600
1-888-289-6786
(6am – 5pm PST)

Optoma Europe Ltd
The Maylands Building
Maylands Avenue
Hemel Hempstead
Hertfordshire HP2 7TG
UK

T: +44 (0)1923 691865

Spanish

Para obtener información sobre la garantía en la región Europa, África, y Medio Oriente, visite nuestro sitio web: https://www.optoma.com

Para obtener información sobre la garantía en la región EUA, visite nuestro sitio web: https://www.optoma.com/us/support/warranty-and-return-policy/

Dirección:
Optoma Technology, Inc
47697 Westinghouse Drive
Fremont, CA 94539
USA

Teléfono:
510-897-8600
1-888-289-6786
(6am – 5pm PST)

Portuguese

Para informações sobre a garantia na região Europa, África, e Oriente Médio, por favor visite a nossa página na internet: https://www.optoma.com

Para informações sobre a garantia na região dos Estados Unidos, por favor visite a nossa página na internet: https://www.optoma.com/us/support/warranty-and-return-policy/

Endereço :
Optoma Technology, Inc
47697 Westinghouse Drive
Fremont, CA 94539
USA

Telefone :
510-897-8600
1-888-289-6786
(6am – 5pm PST)

French

Pour des informations sur la garantie dans les régions Europe / Moyen-Orient / Afrique, veuillez visiter notre site Web à: https://www.optoma.com

Pour des informations sur la garantie dans la région des États-Unis, veuillez visiter notre site Web à: https://www.optoma.com/us/support/warranty-and-return-policy/

Adresse:
Optoma Technology, Inc
47697 Westinghouse Drive
Fremont, CA 94539
USA

Téléphone:
510-897-8600
1-888-289-6786
(6am – 5pm PST)

For warranty information and full user manual please visit our website www.optoma.com / FR: Pour plus d'informations sur la garantie et obtenir le manuel utilisateur complet, veuillez consulter notre site web www.optoma.fr / DE: Die komplette Gebrauchsanleitung sowie unsere Garantiebedingungen finden Sie auf www.optoma.de / ES: Para información sobre la garantía y manual completo de usuario, por favor visite nuestra página web www.optoma.com / IT: Per info su garanzia e manuale completo siete pregati di visitare il nostro sito web www.optoma.it / RO: Pentru informatii referitoare la garantie si manualul de utilizare complet vizitati pagina noastra www.optoma.com / CZ: Informace o záručních podmínkách a úplnou uživatelskou příručku naleznete na www.optoma.com / PT: Para mais informações sobre garantia e manual completo do utilizador, por favor visite o nosso website www.optoma.com / PL: W celu uzyskania informacji odnośnie gwarancji jak również pełnej instrukcji obsługi prosimy o odwiedzenie naszej strony www.optoma.com